

Bioconversion of (+)- and (-)-alpha-pinene to (+)- and (-)-verbenone by plant cell cultures of *Psychotria brachyceras* and *Rauvolfia sellowii*

Renata Pereira Limberger

Programa de Pós-Graduação em Ciências Farmacêuticas
Faculdade de Farmácia
Universidade Federal do Rio Grande do Sul
Av. Ipiranga 2752, 90.610.000
Porto Alegre, RS, Brazil
Tel: 55 51 33085297
Fax: 55 51 33085437
E-mail: renata@farmacia.ufrgs.br

Adriana Mendes Aleixo

Faculdade de Engenharia, Arquitetura e Urbanismo
Universidade Metodista de Piracicaba
Rodovia Santa Bárbara Iracemópolis Km 1, 13450-000
Santa Barbara D'oeste, SP, Brazil
Tel: 19 31241782
E-mail: amaleixo@unimep.br

Arthur Germano Fett-Neto

Programa de Pós-Graduação em Biologia Celular e Molecular
Centro de Biotecnologia
Universidade Federal do Rio Grande do Sul
CP 15005 Agronomia, 91509-900
Porto Alegre, RS - Brazil
Tel: 51 33087642
Fax: 51 33087309
E-mail: fettneto@cbiot.ufrgs.br

Amélia T. Henriques*

Programa de Pós-Graduação em Ciências Farmacêuticas
Faculdade de Farmácia
Universidade Federal do Rio Grande do Sul
Av. Ipiranga 2752, 90.610.000
Porto Alegre, RS, Brazil
Tel: 55 51 33085417
Fax: 55 51 33085437
E-mail: amelia@farmacia.ufrgs.br

Financial support: CNPq, CAPES and FAPERGS.

Keywords: alpha-pinene, biotransformation, verbenol, verbenone.

Abbreviations: 2,4-D: 2,4-dichlorophenoxyacetic acid
EtOAc: ethyl acetate
GC: gas chromatography
GC-MS: gas chromatography-mass spectrometry
MS: Murashige and Skoog
NMR: Nuclear Magnetic Resonance Spectroscopy

This work describes the bioconversion of (-)- and (+)-alpha-pinene (2,6,6-trimethyl-bicyclo[3.1.1]hept-2-ene), targeted at the production of (-)- and (+)-verbenone (4,6,6-trimethyl-bicyclo (3.1.1) hept-3-en-2-one), respectively, using *Psychotria brachyceras* and *Rauvolfia sellowii* cell suspension cultures. *P. brachyceras* showed selectivity to (-)-alpha-pinene with 80.9% conversion (relative integrated area gas chromatography -mass

spectrometry (GC -MS)) of (-)-verbenone in 10-day-incubation, whereas *R. sellowii* was able to convert both pinene enantiomers (37.6% conversion of (-)-verbenone in 7-day-incubation and 32.2% conversion of (+)-verbenone in 10-day-incubation). In both systems *trans*-verbenol was formed as main product and then slowly biocatalyzed to verbenone. Verbenone were also present among the autoxidation products during control

*Corresponding author

experiments, but in much lower amounts and accompanied by several by-products, highlighting the usefulness of the biotransformation process.

The exploration of inexpensive and abundantly available terpenoids, widely distributed in nature and produced in bulk amounts, for the biotechnological production of value-added compounds using biotransformation approaches drives special interest for the production of natural flavors and fragrances due to their distinctive and pleasant odors, as well as taste notes. Moreover, several processes in chemical synthesis also use terpenoids due their particularly stereochemistry.

Alpha-Pinene is the major constituent of the turpentine oils from most conifers and a component of the wood and leaf oils obtained from leaves, bark, and wood of a wide variety of other plants. In Brazil, the pine resin tapping activity is increasingly important, producing resin mostly for export; 100,000.00 tons were produced in 2002, a market that moved some US\$ 25 millions, providing over 12,000.00 direct jobs in the countryside (source: Brazilian Association of Resin Extraction <http://www.aresb.com.br/estatisticas/index.htm> in december 2006). In order to increase the commercial value of the turpentine oil, it would be of interest to convert alpha-pinene into more valuable compounds. Selective oxidation of alpha-pinene with some biocatalysts can yield value-added products, such as verbenol and verbenone, antiaggregation and aggregation pheromones, respectively, that are used in the control of southern pine beetle infestations, particularly of the genera *Tomicus* (Hylesininae), *Ips* e *Dendroctonus* (Scolytinae) (Huber and Borden, 2001; Lindgren and Miller, 2002; Díaz-Núñez et al. 2006). (+)-verbenone is a particularly attractive starting material used in asymmetric synthesis, as chiral precursor to the preparation of the A-ring subunit of the antitumoral diterpene taxol® (Lajunen et al. 2000). (-)-verbenone is a major flavor constituent of strawberry, raspberry, dill, rosmarinus and spearmint flavor mixtures with high demand in the food industry (Ravid et al. 1997) and, more

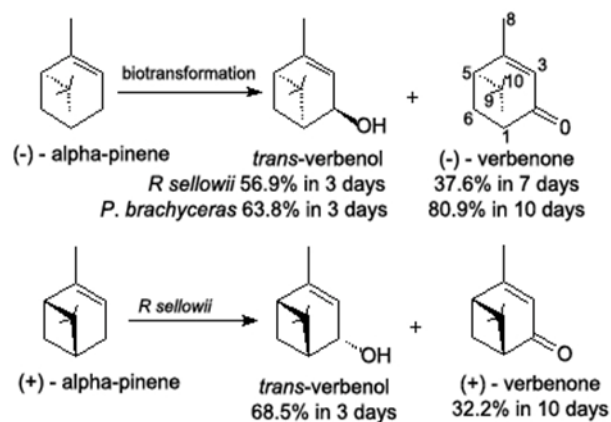


Figure 1. Biotransformations of alpha-pinene carried out by *Psychotria brachyceras* and *Rauvolfia sellowii*.

recently, has been used as starting material to prepare cyclobutyl GABA analogues (Mogliani et al. 2002) and cyclobutane carbocyclic nucleoside and oligopeptides (Rouge et al. 2003).

Over the past few decades a large number of biotransformations of alpha-pinene into verbenone has been reported using fungi: *Aspergillus niger* (Agrawal and Joseph, 2000; Divyashree et al. 2006), *Hormonema sp.* (van Dyk et al. 1998) and *Botrytis cinerea* (Farooq et al. 2002); bacteria: *Serratia marcescens* (Wright et al. 1986), *Pseudomonas spp.* (Divyashree et al. 2006) and *Nocardia sp.* (Perez et al. 1999); and plant cell suspension cultures: *Nicotiana tabacum*, *Cannabis sativa* (Hirata et al. 1994) and *Picea abies* (Lindmark-Henriksson et al. 2003; Vanek et al. 2005). However, selectivity coupled to improved yields is highly desirable to make industrial applications feasible. On the basis of these considerations, the objective of the present work was to find systems able to convert alpha-pinene (2,6,6-trimethyl-bicyclo[3.1.1]hept-2-ene) into verbenone (4,6,6-trimethyl-bicyclo (3.1.1) hept-3-en-2-one), using a biotransformation approach based on

Table 1. Bioconversion of (-)-alpha-pinene (60 mg) by *Psychotria brachyceras* (30 g fresh weight). Numbers represent mean percentages \pm standard deviation (four replications) of components starting with 100% alpha-pinene at the experimental onset.

	Day 1	Day 3	Day 5	Day 7	Day 10	Day 15
(-)-alpha-pinene	1.0 \pm 0.9	0.5 \pm 0.4	0.7 \pm 0.4	0.0	0.0	0.0
trans-pinocarveol	3.3 \pm 0.6	2.1 \pm 0.5	2.7 \pm 0.6	1.9 \pm 0.6	0.0	2.6 \pm 1.5
trans-verbenol	73.7 \pm 4.8	63.8 \pm 1.3	59.1 \pm 3.6	37.1 \pm 6.8	15.7 \pm 3.8	17.2 \pm 2.2
myrtenol	9.5 \pm 3.6	9.6 \pm 0.7	8.3 \pm 1.1	3.5 \pm 1.3	1.8 \pm 3.6	2.1 \pm 2.0
(-)-verbenone	10.7 \pm 1.9	19.5 \pm 4.2	22.0 \pm 3.6	48.4 \pm 5.9	80.9 \pm 2.9	76.3 \pm 1.5

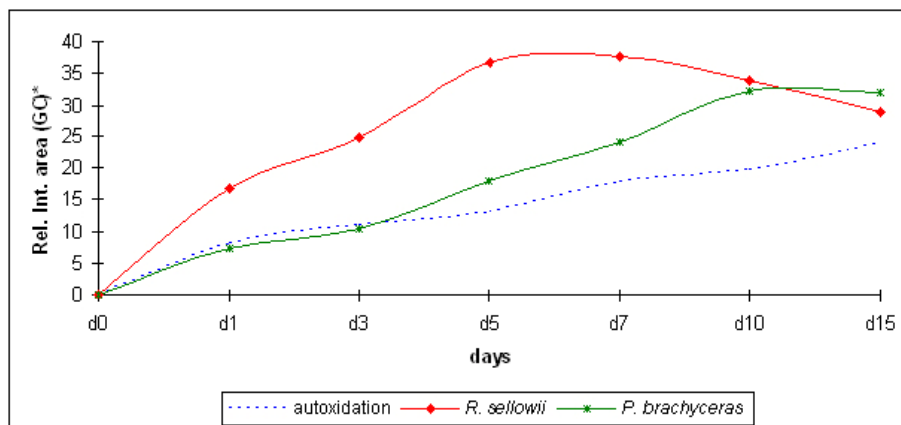


Figure 2. Biotransformation of (-)-alpha-pinene to (-)-verbenone carried out by *Rauvolfia sellowii* and *Psychotria brachyceras* cell suspension cultures, compared with that observed in control experiments. *Integrated peak area (GC-MS) relative to total integrated area in percent. The differences in response factors were neglected.

exploration of biocatalytic potential of native plant cell suspension cultures. By using such procedures, the desirable classification of natural is assured and larger amounts of substrates and products can be tolerated by the biocatalyst. In microbiological approaches, the toxicity of the substrate and product often represent limiting problems for the scaling up processes. This investigation is focused on the qualitative product pattern obtained, rather than on the absolute yields of the various products and the mass balances between substrates and products, in order to select a substrate-biocatalyst pair for further detailed applied studies.

MATERIALS AND METHODS

Substrate

(1*S*,5*R*)-(-)-alpha-pinene and (1*R*,5*S*)-(+)-alpha-pinene were purchased from Merck (Darmstadt, Germany).

(1*S*,5*S*)-(-)-verbenone was purchased from Sigma-Aldrich Chemical Co. (St. Louis, USA).

Cell culture stocks

The callus tissues of *P. brachyceras* Müll Arg. (Rubiaceae) used in this investigation were induced from young stem segments (developed under indoor conditions) of cuttings cultured in nutrient solution, as described by Gregianini et al. (2003). After surface sterilization using standard procedures, stem segments were cultured under darkness in MS (Murashige and Skoog) medium containing 3% w/v of sucrose, 1% w/v soluble polyvinylpyrrolidone (PVP), 0.75% w/v microbiological grade agar, 10 mg/l of naphthaleneacetic acid (NAA, Sigma Chemical Co. St. Louis, USA) and 1 mg/l kinetin (KIN, Sigma Chemical Co. St. Louis, USA). Calli were developed and maintained in this medium with monthly subcultures at the Laboratory of Plant Physiology, UFRGS. A voucher of the plant, which

Table 2. Bioconversion of (-)-alpha-pinene (60 mg) by *Rauvolfia sellowii* (30 g fresh weight). Numbers represent mean percentages \pm standard deviation (four replications) of components starting with 100% alpha-pinene at the experimental onset.

	Day 1	Day 3	Day 5	Day 7	Day 10	Day 15
(-)-alpha-pinene	11.9 \pm 1.3	6.1 \pm 1.4	2.0 \pm 2.6	0.0	0.0	0.0
<i>trans</i> -pinocarveol	10.4 \pm 4.4	6.4 \pm 2.4	6.2 \pm 3.1	11.0 \pm 1.4	10.5 \pm 0.6	13.5 \pm 2.4
<i>trans</i>-verbenol	50.6 \pm 7.0	56.9 \pm 4.3	46.4 \pm 3.5	41.4 \pm 2.5	40.2 \pm 5.1	38.4 \pm 0.8
<i>trans</i> -pinanone	0.0	0.7 \pm 1.6	0.5 \pm 1.2	5.6 \pm 1.3	7.5 \pm 1.7	8.6 \pm 1.8
myrtenol	5.3 \pm 0.9	4.2 \pm 1.9	4.3 \pm 2.4	6.5 \pm 0.6	7.0 \pm 0.4	6.4 \pm 1.2
(-)-verbenone	16.7 \pm 1.1	24.6 \pm 3.0	36.6 \pm 6.9	37.6 \pm 1.8	33.9 \pm 4.3	28.9 \pm 3.4

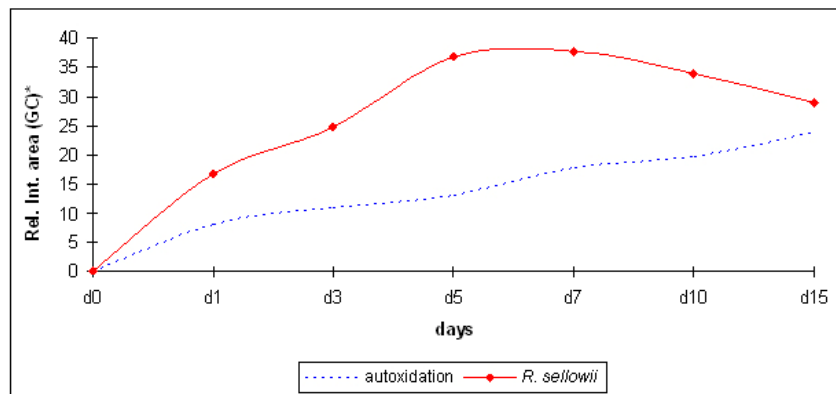


Figure 3. Biotransformation of (+)-alpha-pinene to (+)-verbenone carried out by *Rauvolfia sellowii* cell suspension culture, compared with that observed in control experiments. *Integrated peak area (GC-MS) relative to total integrated area in percent. The differences in response factors were neglected.

was harvested at Morro Santana (campus of UFRGS, Porto Alegre, RS, Brazil), is deposited in the University Herbarium (ICN Sobral and Kerber 7899). Cell suspension cultures of *R. sellowii* Müll Arg. (Apocynaceae) were originally developed by Rech et al. (1998) and maintained on B5 (Gamborg) medium containing 1 mg/l of 2,4-dichlorophenoxyacetic acid (2,4-D, Sigma Chemical Co. St. Louis, USA) and 4% w/v sucrose. Suspension cultures were maintained in this medium, being transferred onto fresh medium fortnightly.

Biotransformations

Biotransformations of (1*S*,5*R*)-(-)-alpha-pinene and (1*R*,5*S*)-(+)-alpha-pinene were carried out by *Psychotria brachyceras* and *Rauvolfia sellowii* cell suspension cultures. Before each experiment, ca. 30 g of cells or callus tissue were transferred to a 250 ml conical flask containing 30 ml of freshly prepared SH medium (Schenk and Hildebrandt, 1972) containing 1 mg/l of 2,4-D and 3% w/v sucrose. Cells were then grown for 1 week at $25 \pm 2^\circ\text{C}$, under diffuse light ($3 \mu\text{mol} \cdot \text{s}^{-1} \cdot \text{m}^2$), on a rotary shaker (100 rpm). After this time, 1.0 ml of a methanolic solution (60 mg/ml) of substrate, without prior sterilization, was added to the cell suspensions, and the cultures were returned to the shaker for 15 days. Controls were prepared by the addition of 1 ml of a methanolic solution (60 mg/ml) of alpha-pinene to 30 ml of medium, and, in other flasks, ca. 30.0 g cells and 30 ml medium. Experiments (each with four replicates per sampling time) were independently repeated three times with similar results.

Extraction and analysis

For optimization of extraction procedure, portions of the incubation mixture were pipetted out and extracted with different polarity solvents, such as hexane, chloroform and ethyl acetate (EtOAc), in order to establish the best solvent to extraction procedure. A reminiscent strong emulsion could be observed by the use of EtOAc, even after

treatment with sodium chloride-saturated aqueous solution and centrifugation steps, giving samples with a lower concentration of products than that obtained using the other solvents. When the chloroform and hexane were used as solvent, a good performance could be observed, resulting samples with qualitatively equivalent compounds. The exchange of the solvent chloroform to hexane did not change the quantity of obtained monoterpenes. In addition, the use of hexane to the time course analyses reduced another disadvantage associated with the use of chloroform, as the water and medium components solubility being lower in hexane than in chloroform; and the use of hexane extend the lifetime of the water-sensitive chiral gas chromatography (GC) columns that we employed for our analyses. Besides that, hexane afforded more environmentally benign conditions. Even so, for the time course analysis, at the desired time intervals, 10 ml portions of the incubation mixture were harvested from quadruplicate flasks, vigorous shaking, and extracted with 5 ml of hexane. The organic fraction was dried over sodium sulphate, filtered and evaporated under vacuum. The residue obtained was made up to 1 ml with hexane and 3 ml of the solution was subjected to gas chromatography-mass spectrometry (GC-MS) to the qualitative analysis and to GC with flame ionization detector (FID) detector to the quantitative analysis. To the confirmatory studies, the crude extract were saturated with sodium chloride-saturated aqueous solution, extracted with chloroform, evaporated to dryness under reduced pressure and purified by column chromatography on silica gel (70-230 mesh - Aldrich) using as mobile phase hexane:EtOAc (90:10 and 80:20), collecting 10 ml fractions, to give verbenones as yellow oils.

Gas Chromatography analyses were performed using a Shimadzu GC-17A chromatograph equipped with a fused silica capillary column (30 m x 0.25 mm x 0.25 mm, coated with DB-5). Injector and detector temperatures were set at 220°C and 250°C , respectively; the oven temperature was programmed from 60 - 230°C at $3^\circ\text{C}/\text{min}$. All the samples

were analyzed by GC-MS in the same apparatus and chromatographic conditions as described above, using a quadrupole MS system (QP 5000) operating at 70 eV. The percentage composition of unreacted substrate and the amount of products were obtained from electronic integration measurements using flame ionization detection, without taking into account relative response factors. Compounds identification was based on a comparison of retention indexes (determined relatively to the retention times of a series of *n*-alkanes) and mass spectra with those of authentic standard purchased from Sigma-Aldrich and literature data (van Dyk et al. 1998; Adams, 2001). The retention indexes obtained were 945 to alpha-pinene, 1132 to *trans*-pinocarveol, 1140 to *trans*-verbenol, 1189 to myrtenol, 1199 to unidentified, and 1202 to verbenone. Chiral Gas Chromatography analyses were carried out using the same GC-MS system, equipped with a chiral beta-cyclodextrin (30 m x 0.25 mm x 0.25 μ m, coated with B-CDEX 120) fused silica capillary column. The oven temperature was programmed from 60 - 220°C at 3°C/min. Injector and detector temperatures were set at 200°C and 230°C, respectively. Helium was employed as carrier gas (1 ml/min). Under these conditions, the retention times obtained were 10.071 min to (-)-alpha-pinene, 10.338 min to (+)-alpha-pinene, 27.858 min to (-)-verbenone, and 28.033 min to (+)-verbenone. In the confirmatory studies, the purified verbenones were identified by physical data comparison with authentic samples purchased from Sigma-Aldrich based on a comparison of $[\alpha]_D$ values and Nuclear Magnetic Resonance Spectroscopy (NMR) chemical shifts (reported in ppm) and compared with previously reported data (van Dyk et al. 1998; Lajunen et al. 2000). The optical rotation values of purified verbenones ($[\alpha]_D^{20} = -258^\circ$ to (-)-verbenone and $+258^\circ$ to (+)-verbenone, *c* 1.0, CHCl₃), were measured with a Perkin Elmer 341 Polarimeter. The NMR

spectra were obtained on a Varian VXR200 apparatus, using CDCl₃ as an internal standard. ¹H NMR. (200 MHz, CDCl₃) δ : 1.02 (s, 3H, H-9); 1.47 (s, 3H, H-10); 2.00 (d, 3H, J = 1,5 Hz, H-8); 2.10 - 2.08 (m, 1H, H-6); 2.42 (m, 1H, H-5); 2.70 - 2.62 (m, 1H, H-1); 2.91 - 2.80 (m, 1H, H-6); 5.71 (m, 1H, H-3). ¹³C RMN. (50.0 MHz, CDCl₃ δ ;) 22.0 (C-9); 23.3 (C-8); 26.7 (C-10); 40.8 (C-7); 49.7 (C-5); 53.8, (C-6); 57.6 (C-1); 121.4 (C-3); 170.0 (C-4); 203.9 (C-2).

RESULTS AND DISCUSSION

Biotransformations of (-)-alpha-pinene and (+)-alpha-pinene were carried out in order to achieve (-)- and (+)-verbenone formation, by the use of *Psychotria brachyceras* and *Rauvolfia sellowii* cell suspension cultures. The cultures were selected due to our interest in explore the potential of native plant cell suspension cultures. The stereochemistry of stereogenic center were evaluated by chiral GC coinjection with commercial samples purchased from Sigma-Aldrich and confirmed by $[\alpha]$ values from purified verbenones. The results showed that under the evaluated conditions, *P. brachyceras* was able to modify only the (-)-enantiomer, whereas *R. sellowii* was effective towards both enantiomers of alpha-pinene with similar profile. When the (+)-alpha-pinene were added to the *P. brachyceras* suspension cultures, the substrate was completely consumed and no further products could be observed. The reactions were characterized mainly by oxidation at the allylic position affording *trans*-verbenol, following by slow oxidation to verbenone (Figure 1). *trans*-Pinocarveol, *cis*-verbenol and myrtenol were identified as minor products. Verbenone and *trans*-verbenol, together with myrtenol and *trans*-pinocarveol, have previously been described as major alpha-pinene biotransformation products formed by other biocatalysts (Hirata et al. 1994; van Dyk et

Table 3. Bioconversion of (+)-alpha-pinene (60 mg) by *Rauvolfia sellowii* (30 g fresh weight). Numbers represent mean percentages \pm standard deviation (four replications) of components starting with 100% alpha-pinene at the experimental onset.

	Day 1	Day 3	Day 5	Day 7	Day 10	Day 15
(+)-alpha-pinene	25.9 \pm 8.3	3.7 \pm 2.2	3.2 \pm 1.8	0.0	0.0	0.0
<i>trans</i> -pinocarveol	7.3 \pm 0.5	8.5 \pm 2.8	7.0 \pm 3.2	7.5 \pm 5.5	7.8 \pm 2.9	12.2 \pm 1.9
<i>trans</i>-verbenol	54.5 \pm 6.9	68.5 \pm 3.0	61.7 \pm 4.3	59.1 \pm 4.4	48.0 \pm 2.0	39.1 \pm 1.5
myrtenol	2.3 \pm 0.7	3.2 \pm 1.7	4.6 \pm 1.9	3.8 \pm 2.5	2.2 \pm 0.8	2.9 \pm 0.8
unidentified*	2.2 \pm 1.2	4.7 \pm 3.1	4.8 \pm 2.7	3.1 \pm 4.2	3.4 \pm 1.1	4.3 \pm 3.0
(+)-verbenone	7.4 \pm 1.2	10.4 \pm 2.0	17.9 \pm 3.2	24.0 \pm 2.1	32.2 \pm 0.7	31.9 \pm 3.1

*m/z = 95(100); 41(47.1); 93(25.2); 43(21.5); 55(17.4); 79(14.1); 67(13.9); 91(13.7); 121(13.4); 105(12.5); 53(11.6); 77(10.7); 81(7.8); 110(7.8); 139(6.5); 136(4.6); 154(2.8).

Table 4. Degradation of (-)-alpha-pinene (1,0 ml of a methanolic solution of 50 mg/ml) in reaction medium (50 ml). Similar profiles were obtained with 50 mL of the following types of solvents evaluated separately: distilled water, Milli-Q® water, phosphate buffer, MS medium prepared with Milli-Q® water, or MS medium prepared with distilled water. Numbers represent mean percentages \pm standard deviation (four replications) of components starting with 100% alpha-pinene at the experimental onset.

	3 hrs	Day 1	Day 3	Day 5	Day 7	Day 10	Day 15
(-)-alpha-pinene	2.2 \pm 1.3	0.0	0.0	0.0	0.0	0.0	0.0
campholenal	7.2 \pm 2.5	3.2 \pm 0.9	2.0 \pm 0.9	1.5 \pm 0.6	0.8 \pm 0.2	1.6 \pm 0.4	0.2 \pm 0.1
<i>trans</i> -pinocarveol	10.9 \pm 3.7	6.5 \pm 2.7	5.6 \pm 2.3	4.4 \pm 0.8	3.1 \pm 1.7	3.0 \pm 1.4	1.0 \pm 0.3
<i>cis</i> -verbenol	2.1 \pm 0.5	2.3 \pm 1.3	3.1 \pm 0.8	2.7 \pm 1.0	2.0 \pm 1.4	2.9 \pm 0.4	2.7 \pm 0.1
<i>trans</i>-verbenol	62.5 \pm 3.5	64.6 \pm 6.0	67.5 \pm 2.9	67.6 \pm 2.4	64.6 \pm 2.4	59.4 \pm 1.6	60.0 \pm 2.5
myrtenol	6.7 \pm 2.5	6.1 \pm 1.2	6.6 \pm 0.5	6.5 \pm 0.6	6.0 \pm 0.5	6.5 \pm 0.5	6.9 \pm 0.4
(-)-verbenone	7.6 \pm 0.8	8.1 \pm 1.3	10.9 \pm 0.8	12.9 \pm 0.7	17.6 \pm 2.2	19.6 \pm 1.3	23.8 \pm 0.3
myrtanol	2.3 \pm 1.5	1.7 \pm 0.9	2.1 \pm 0.3	2.2 \pm 0.4	2.7 \pm 0.6	2.6 \pm 0.2	2.7 \pm 0.3

al. 1998; Lindmark-Henriksson et al. 2003). Enantioselectivity has previously been found in biotransformations of (-)-alpha-pinene (Hirata et al. 1994; Farooq et al. 2002) and (+)-alpha-pinene (Agrawal and Joseph, 2000). However, Lindmark-Henriksson et al. (2003) found little or no selectivity of *Picea abies* cell suspensions in the transformations of alpha-pinene; the authors suggested that this lack of specificity could reflect a transformation via a radical mechanism with possible involvement of peroxidases in the reactions. This might also be the case of *R. sellowii*.

The time courses analysis of bioconversion of alpha-pinenes by *P. brachyceras* and *R. sellowii* are shown in Table 1 to Table 3. Values correspond to the overall mean concentrations \pm standard deviations (since individual means did not differ between themselves) obtained in three independent experiments carried out in quadruplicates. *P. brachyceras* afforded the best results, achieving 80.9% conversion (relative integrated area GC-MS) of (-)-alpha-pinene to (-)-verbenone after a 10-day-incubation (Table 1). *R. sellowii* was less efficient for the production of (-)-verbenone (37.6% conversion in 7-day-incubation - Table 2), when compared with *P. brachyceras*, but showed the ability to convert (+)-alpha-pinene, with (+)-verbenone peaking at 32.2% conversion on day 10 (Table 3).

Control experiments, in which both enantiomers of alpha-pinene were added to culture medium, as well as suspension cultures not supplemented with substrate, were carried out for all incubation periods. In control flasks containing only cells and medium, no monoterpene metabolites could be detected, whereas in the control flasks supplemented with substrate, but devoid of biocatalyst

cells, a quick conversion to a variety of autoxidation products was observed (Table 4). The autoxidation products were characterized by proceeding with a wider range of compounds. For instance, the formation of verbenone has also been found among the autoxidation products of alpha-pinenes, nevertheless, this amount was much smaller than the amount of verbenone produced from the same substrates by the cell suspension cultures, under the same conditions and time (Figure 2 and Figure 3). Thus, in the presence of biocatalyst, a greater extent of this ketone was produced, being the bioconversion increased by almost 2 fold with *R. sellowii* and more than 4 fold with *P. brachyceras*. The results are in agreement to those reported by Lindmark-Henriksson et al. (2003), which had also been observed that verbenone, verbenol and sobrerol were found among the autoxidation products of alpha-pinene. The authors also report that alpha-pinene subjected to the *P. abies* suspension culture, yielded a product containing mainly *trans*-verbenol, which when subjected to the nutrient medium alone, undergoes autoxidation to give much less of a product with verbenone as the major component. The comparison of verbenone contents obtained by the degradation of (-)-alpha-pinene in the control experiments and by *R. sellowii* and *P. brachyceras* (Figure 2) shows the efficiency of cell suspensions of *P. brachyceras* to produce high conversion rates of (-)-verbenone in enantioselective fashion.

CONCLUDING REMARKS

R. sellowii and *P. brachyceras* were able to convert alpha-pinene into verbenone without changes in the stereogenic center of the molecules. The verbenone was also present among the autoxidation products, but in much lower

amounts under the same conditions and time, highlighting the usefulness of the biotransformation process. *P. brachyceras* work in a selective way, affording the flavorant (-)-verbenone with high conversion rates. It is clearly interesting and could be considered as an alternative to direct and selective obtaining of (-)-verbenone in futures scaling up processes. A different behavior was observed with *R. sellowii*, which was characterized by giving relatively lower production of (-)-verbenone than that found with *P. brachyceras*, with little or no enantioselectivity. However *R. sellowii* was able to convert the antipode (+)-alpha-pinene into (+)-verbenone, a particularly attractive starting material for asymmetric synthesis. The importance of these findings is heightened by the natural status of biocatalytic processes and the lack of synthetic methods with equivalent efficiencies in the production of optical pure verbenone. Natural verbenone is currently obtained by extraction from pine and eucalyptus sources with great demand in the food industry for use as the main component of several flavors (Ravid et al. 1997); market prices of verbenone are much higher than those of pinene, suggesting economic viability (Agrawal and Joseph, 2000).

REFERENCES

ADAMS, Robert P. *Identification of essential oil components by gas chromatography/quadrupole mass spectrometry*. Carol Stream, Allured Publishing Corp., 2001, 456 p. ISBN 0-931710-85-5.

AGRAWAL, Renu and JOSEPH, Richard. Bioconversion of alpha-pinene to verbenone by resting cells of *Aspergillus niger*. *Applied Microbiology and Biotechnology*, March 2000, vol. 53, no. 3, p. 335-337.

DIAZ-NUÑEZ, Vicente; SANCHEZ-MARTINEZ, Guillermo and GILLETTE, Nancy E. Response of *Dendroctonus mexicanus* (Hopkins) to two optical isomers of verbenone. *Agrociencia*, May 2006, vol. 40, no. 3, p. 349-354.

DIVYASHREE, M.S.; GEORGE, J. and AGRAWAL, R. Biotransformation of terpenic substrates by resting cells of *Aspergillus niger* and *Pseudomonas putida* isolates. *Journal of Food Science and Technology*, January 2006, vol. 43, no. 1, p. 73-76.

FAROOQ, Afgan; TAHARA, Satoshi; CHOUDHARY, M. Iqbal; ATTA-UR-RAHMAN; AHMED, Zafar; BASER, K. Hüsnü Can and DEMIRCI, Fatih. Biotransformation of (-)-alpha-pinene by *Botrytis cinerea*. *Zeitschrift für Naturforschung C*, January 2002, vol. 57c, no. 3-4, p. 303-306.

GREGIANINI, Tatiana S.; SILVEIRA, Vivian C. da; PORTO, Diogo D.; KERBER, Vitor A.; HENRIQUES, Amélia T. and FETT-NETO, Arthur G. The alkaloid brachycerine is induced by ultraviolet radiation and is a

singlet oxygen quencher. *Photochemistry and Photobiology*, November 2003, vol. 78, no. 5, p. 470-474.

HIRATA, Toshifumi; IKEDA, Yoshihiro; IZUMI, Shunsuke; SHIMODA, Kei; HAMADA, Hiroki and KAWAMURA, Toshinari. Introduction of oxygenated functional groups into 3-carene and 2-pinene by cultured cells. *Phytochemistry*, September 1994, vol. 37, no. 2, p. 401-403.

HUBER, D.P.W. and BORDEN, J.H. Protection of lodgepole pines from mass attack by mountain pine beetle, *Dendroctonus ponderosae*, with nonhost angiosperm volatiles and verbenone. *Entomologia Experimentalis et Applicata*, May 2001, vol. 99, no. 2, p. 131-141.

LAJUNEN, Marja K.; MAUNULA, Tatja and KOSKINEN, Ari M.P. Co(II) catalyzed oxidation of alpha-pinene by molecular oxygen. Part 2. *Tetrahedron*, October 2000, vol. 56, no. 41, p. 8167-8171.

LINDGREN, B. Staffan and MILLER, Daniel R. Effect of verbenone on five species of Bark Beetles (Coleoptera: Scolytidae) in Lodgepole Pine Forests. *Environmental Entomology*, October 2002, vol. 31, no. 5, p. 759-765.

LINDMARK-HENRIKSSON, Marica; ISAKSSON, Dan; SJÖDIN, Kristina; HÖGBERG, Hans-Erik; VANEK, Tomáš and VALTEROVÁ, Irena. Transformation of α -pinene using *Picea abies* suspension culture. *Journal of Natural Products*, February 2003, vol. 66, no. 3, p. 337-343.

MOGLIONI, Albertina G.; BROUSSE, Beatriz N.; ALVAREZ-LARENA, Angel; MOLTRASIO, Graciela Y. and ORTUÑO, Rosa M. Stereoselective synthesis of cyclobutyl GABA analogues and related compounds from (-)-(*S*)-verbenone. *Tetrahedron: Asymmetry*, April 2002, vol. 13, no. 5, p. 451-454.

PEREZ, Herminia I.; LUNA, Héctor; MANJARREZ, Norberto; SOLIS, Aida and NUÑEZ, Ma. Amelia. Preparation of (1*S*)-verbenone, aromatic and alicyclic carboxylic acids by oxidation of aldehydes, primary and secondary alcohols with *Nocardia corallina*. *Biotechnology Letters*, October 1999, vol. 21, no. 10, p. 855-858.

RAVID, Uzi; PUTIEVSKY, Eli; KATZIR, Irena; LEWINSOHN, Efraim and DUDAI, Nativ. Identification of (1*R*)(+)-verbenone in essential oils of *Rosmarinus officinalis* L. *Flavour and Fragrance Journal*, March 1997, vol. 12, no. 2, p. 109-112.

RECH, Sandra B.; BATISTA, Cezar V.F.; SCHRIPSEMA, Jan; VERPOORTE, Robert and HENRIQUES, Amelia T. Cell cultures of *Rauvolfia sellowii*: growth and alkaloid production. *Plant Cell, Tissue and Organ Culture*, July 1998, vol. 54, no. 1, p. 61-63.

Limberger, R. P. et al.

ROUGE, Pablo D.; MOGLIONI, Albertina G.; MOLTRASIO, Graciela Y. and ORTUÑO, Rosa M. Stereoselective synthesis of chiral precursors to cyclobutane carbocyclic nucleosides and oligopeptides. *Tetrahedron: Asymmetry*, January 2003, vol. 14, no. 2, p. 193-195.

SCHENK, R.U. and HILDEBRANDT, A.C. Medium and Techniques for Induction and Growth of Monocotyledonous and Dicotyledonous Plant Cell Cultures. *Canadian Journal Botánica*, 1972, vol. 50, p. 199-204.

VAN DYK, M.S.; VAN RENSBURG, E. and MOLELEKI, N. Hydroxylation of (+)limonene, (-)-alpha-pinene and (-)-beta-pinene by a *Hormonema* sp. *Biotechnology Letters*, April 1998, vol. 20, no. 4, p. 431-436.

VANEK, Tomáš; HALÍK, Jan; VANKOVÁ, Radmila and VALTEROVÁ, Irena. Formation of *trans*-verbenol and verbenone from *alpha*-pinene catalysed by immobilized *Picea abies* cells. *Bioscience, Biotechnology, and Biochemistry*, February 2005, vol. 69, no. 2, p. 321-325.

WRIGHT, Susan J.; CAUNT, Philip; CARTER, David and BAKER, Peter B. Microbial oxidation of alpha-pinene by *Serratia marcescens*. *Applied Microbiology and Biotechnology*, January 1986, vol. 23, no. 3-4, p. 224-227.